

Unit I



S2F5G5

1

LITTLE BIRD

Have you seen a bird through your windows ? Have you even tried to talk to it ? Do it if you have a chance.

Once I saw a little bird
Come hop, hop, hop,
And I cried, "Little bird,
Will you stop, stop, stop ?"

I was going to the window
To say, ' How do you do?'
But he shook his little tail
And away he flew.



EXERCISES

I. Let's have fun in reading :

1. What did the poet see?
2. How did the bird come?
3. What did the poet cry?
4. What did the little bird do?

Fill in the blanks with words from the poem

1. And I cried. "Little bird,
Will you ?
2. I was going to the window
To say, 'How

III. Activity :

Write the name of five birds that you see in your area.

.....

.....

.....

IV. Let's say aloud :

1. Come hop, hop, hop.
2. Will you stop, stop, stop?

Copy the following words in the blank four-lined spaces:

Apples are good

As bold as lion



F3Q8D3

2

WHAT DOES THE BEE DO?

Everyone has certain duties to do. Find out what the following do as their duties.



What does the bee do?

Bring home honey.

And what does Father do?


Bring home money.

And what does Mother do?

Lay out the money.

And what does baby do?

Eats up the honey.



Christina Rossetti

To the Teacher:

Recite the poem aloud with appropriate rhyming sounds. Ask the children to repeat after you.

Teach the children the use of :

What does?

I. Let's have fun in reading :

1. What does the bee do?
2. What does mother do ?
3. Who brings home money ?
4. What eats up the honey ?

II. Let's write :**(a) Look at the following questions. Then fill in the blanks with the correct words.**

1. Who cooks breakfast for you ?

Ans : cooks breakfast for me.
(mother/father)

2. Who tells you stories ?

Ans : My tells me stories.
(grandmother/friends)

3. Who brings dolls for you ?

Ans : My brings dolls for me.
(teacher/father)

(b) Look at the picture below :

you.

Some birds are flying in the sky.

1. A monkey is eating a mango.

There are a lot of on the tree.

2. A butterfly is sitting on a flower.

Other are flying around the flower.

3. A duck is standing near the pond.


A few are swimming in the pond.

(c) Give words meaning more than one for the following words. One is done for you:

Leaf



Leaves



Knife



.....



Shelf



.....



Calf



.....



Wolf



.....



Copy the following words in the blank four-lined spaces:

Dove is a sweet bird

Unit II



Z7Y6H8

3

I AM PRETTY

Have you ever thought of animal lives ? Have you ever thought of how flowers and trees grow ? Have you ever seen animals and plants trying to communicate ?

"I'm Minu, the cat. Nice to see you. Is that your dog ? You see the dog is my enemy. He's angry with me."



"Well, you see, we all can be friends. You're so lovely. I am Pretty. Now , let me tell you about my father, mother, brother and sister. My father is a doctor. His name is Binod. My mother, Bina is a nurse. Both my father and mother are very good people. They love animals. My brother's name is Biren. He is a student. Pinky is my sister. She too is a student. This

is my dog, Billy. We all can live together. My father, my mother, brother and sister love animals. You can play with Billy. He can be your friend."

"Well, I'm so happy I can live with you. I can catch rats for you. I'm fond of fish. You can give me food when I'm hungry. I'll be a good cat. From today, I'll be a friend of you all. Billy will be my friend from today. I'll not quarrel with him. Before this, I had no home. Now, I'll have a nice home. I'll be a member of your family. You're so good. Oh! I love you so much."



To the Teacher:

Teachers are to see the use of *am*, *is*, *are*, *was* and *were*. The need for kindness to animals and pets should be taught to the pupils.

New words :

lovely	angry	together	catch	fond of
hungry	enemy	quarrel		

I. Let's have fun in reading :

1. Who is Minu ?
2. Who is Billy ?
3. Who is the father of Miss Pretty ?
4. How will Minu have a nice home now ?

II. Let's write

Do you have a pet ? Name three pets that people keep in their homes:

.....
Compare it with your friend's list.

II. Let's write :


Put a letter in the empty space in each word and form words

ang.....yoctor	a.....imal
c.....tch	som.....time	b....other
happ.....	ho.....e	pe.....ple

III. Let's have fun with pictures :

Replace the pictures with the correct words :

Tiger is a



Pussy is a



Hussein is a



Make groups of two and fill in the blanks with suitable words. The words are given under the nest. You can use a word more than once.

Mema and brother
Bimol are in garden.
They are looking at the nest on the
tree. The baby birds are waiting
for mother. The
mother bird has got some worms
in beak. She will
feed children. Mema
says, "They are
birds." Bimol says, "They are
..... birds." Then,
mother comes out and says to
Mema, "These are neither
..... birds nor
..... birds. They are not
even
birds. These birds belong to
everybody."




her, his

its, my

our, your

their



Copy the following words in the blank four-lined spaces:

Elephants are big animals



E9Q2H1

4

THERE'S A LOVELY PARK

Is there a park in your village or town ? Have you visited it ? Enjoy the beauty of a park from the poem.

There's a lovely park,
A lovely, lovely park,
A beautiful, lovely park;
And the green grass grows around —
around, around, around,
And the green grass grows around.



There's a lovely tree,
A lovely, lovely tree,
A beautiful, lovely tree;
The tree is in the park;
And the green grass grows around.



There's a lovely branch,
A lovely, lovely branch,
A beautiful, lovely branch;
The branch is on the tree;
The tree is in the park;
And the green grass grows around
Around, around, around,
And the green grass grows around.





There's a lovely nest,
A lovely, lovely nest,
A beautiful, lovely nest;
The nest is on the branch;
The branch is on the tree;
The tree is in the park;
And the green grass grows around
Around, around, around,
And the green grass grows around.

There's a lovely egg,
A lovely, lovely egg,
A beautiful, lovely egg;
The egg is in the nest;
The nest is on the branch;
The branch is on the tree;
The tree is in the park;
And the green grass grows around
Around, around, around,
And the green grass grows around.



There's a lovely bird,
A lovely, lovely bird,
A beautiful, lovely bird;
The bird is on the egg;
The egg is in the nest;
The nest is on the branch;
The branch is on the tree;
The tree is in the park;
And the green grass grows around
Around, around, around,
And the green grass grows around.

I. Let's have fun in reading:

1. Where does the green grass grow?
2. Where is the lovely nest?
3. Where is the lovely egg?
4. Where is the lovely bird?
5. Where is the branch?

II. Let's write:

Complete the words with the following given letters. Look at the picture for the words:



.....e.....s.....
.....b.....d.....
.....t.....e.....
.....g.....s.....

III. Let's say aloud:

- | | |
|------------------|----------------------|
| 1. There's | 2. green grass grows |
| 3. around | 4. lovely nest |
| 5. on the branch | 6. park |

IV. Read these words aloud, paying attention to their spellings:

- | | | | |
|--------|------|---------|-------|
| week - | weak | our - | hour |
| in - | inn | need - | knead |
| no - | know | see - | sea |
| not - | knot | here - | hear |
| of - | off | eight - | ate |
| bye - | by | two - | too |

Q. When do you go to school?

Ans. I go to school at 8 o'clock.



Q. How?
.....?

Ans. I go to school by bus ?

Q. What?

Ans. My name is Simpson.



Q. Where?

Ans. The cows are in the field ?

Copy the following words in the blank four-lined spaces:

Love the environment

Unit III




L3C2Y9

5

ONLY ONE MOTHER

Have you looked carefully at the things of nature around you ? Don't you think that mother nature is everywhere ?

Hundreds of stars in the pretty sky.
Hundreds of shells on the shore together.



Hundreds of birds that go singing by,
Hundreds of lambs in the sunny weather,

Hundreds of dew drops to greet the dawn,
Hundreds of bees in the purple flower,



Hundreds of butterflies on the lawn,
But only one Mother the
Wide world over.

George Cooper

I. Let's have fun in reading :

1. What do you find in the sky ?
2. What are found on the shore ?
3. What greets the dawn ?
4. Where are the bees ?

II. Let's write:

Fill in the blanks with the right words from the box :

greet	purple	lawn	pretty	go
--------------	---------------	-------------	---------------	-----------

1. Hundreds of stars are in the sky.
2. Hundreds of birds singing by.
3. Hundreds of dew drops the dawn.
4. Hundreds of bees come to the flower.
5. Hundreds of butterflies are on the

III. Pick the rhyming words from the box. And pair them in the space below. The first one has been done for you :

Sky	together	by	down	flower
lawn	weather	over		

- | | | | |
|--------|---------|---------|---------|
| 1. Sky | 2. | 3. | 4. |
| by | | | |

IV. Write the words with the missing letters :

- | | |
|----------------------|-----------------------|
| 1. Prety | 2. shels on the shor |
| 3. birds g sining by | 4. dew drops gret the |
| 5. buterflies | 6. wide worl over |

1. Hundreds of shells on the shore together
2. Hundreds of lambs in the sunny weather

Say these words aloud and find out the odd words from the groups.

One is done for you.

bad	cat	lad	call	call
bear	dear	pear	hair	
cow	low	now	how	
but	cut	hut	put	
ball	fall	tall	shall	

Copy the following words in the blank four-lined spaces:

Five fingers are on one hand




6

MOTHER NATURE

A mother takes care of her children. The big mother of all is Nature. Learn how nature takes care of her children.

Little Mini has some doubt in her mind. She opens her book in the morning. The clear morning sun rises in the eastern sky.



When her mother Bina comes near her, Mini asks her.

Mini : Mummy, aren't you my mother?

Mother : Why do you ask me that? I'm your mother.

Mini : Then why do people call Nature our mother.


Mother : Oh, I'll tell you about it. Nature also is really our mother.

Mini : Mummy, how can Nature be our mother?

Mother : Nature is the place where we live. She gives us things that we need to live. She takes care of all of us. She is like our mother. So, she is the mother of all.

Mother : Look at the sun. He gives us light. At night, the moon gives us light. Rain gives us water and we breathe air. We do not remember them because we use them freely. Our food comes from the land and water.

Mini : Mummy, are the trees part of Nature?



Mother : Yes. The trees give us many things of life. They make the earth cool and cause rainfall.

Mini : Mummy, what about mango? Is it a tree?

Mother : Yes. It's a tree. It gives us fruit. Some trees give us fruit. Trees cause rain and trees give us shade. When they are dry, they give us wood and firewood.

Mini : But, Mummy, river brings flood. Is it good?

Mother : Rivers give us water for drinking and for cultivation. Without water we cannot live. When there is more rain, sometimes there is flood. We must control it. You know we use fire. But if we do not control it, it may burn houses. So, rivers are quite useful.



Mini : Mummy, Nature is very good to us. We eat sweet fruits and we grow food.

Mother : Now, my darling, you know that Nature is our mother.



EXERCISES

New words :

doubt	need	take	care of	breath
remember	cool	rainfall	shade	flood
cultivation	control	burn	quite	

I. Let's have fun in reading :

1. What does the sun give us ?
2. What does the moon give us ?
3. Why is Nature called our mother ?
4. What do the trees give us ?

Look at the pictures on the right. Then answer following riddles:

1. I come down from the cloud. I give water. Who am I ?

.....



2. I stand on hills and plains ? I give shade to all. Who am I ?

.....



3. I come out in the morning. I give light to all. Who am I ?

.....



4. At night, I look at you. I make the world bright. Who am I?

.....



5. You do not see me. But , I make you breathe. Who am I ?

.....



is done for you :

Nature is good and we must not harm it.

1. Nature is good. They flow down from the hills.
2. Trees give us shade. We must eat them.
3. Rivers are roads for water. They should not be cut.
4. Fruits are good for health. We must not harm it.

IV. Rearrange the following jumbled words to form sentences.

1. Fruits us make healthy.
2. Fresh in air breathe.
3. Trees the earth make cool.
4. We should trees on the earth plant.
5. Nature a part of our life is.

V. Some letters are missing in the following blanks. Fill in the blanks to form words:

natre mounta.....n shad.....

cultiv.....tion fir.....wood.

VI. Say the following words after your teacher :

firewood	remember	cultivation	houses	useful
----------	----------	-------------	--------	--------

Pick out suitable words from the box and fill in the blanks :

branches	trunk	wood	red	flowers
ripe	useful	fruits	leaves	green



I am a tree. I have a big I have many
I have many too. They are I give
..... The flowers are in colour. I bear
..... also. People pluck them when they are
People make tables and chairs from my I am
to men.

Copy the following words in the blank four-lined spaces:

Guide us in life